

# SONY

## White paper

February 2016



Xperia™ XA  
F3111/F3113/F3115

# Purpose of this document

---

Sony product white paper are intended to give an overview of a product and provide details in relevant areas of technology.

**NOTE:** The illustration that appears on the title page is for reference only. All screen images and elements are subject to change without prior notice.

# Document history

---

## Version

|               |                        |           |
|---------------|------------------------|-----------|
| February 2016 | First released version | Version 1 |
|---------------|------------------------|-----------|

# Sony Mobile Developer World

---

For the latest technical documentation and development tools, go to [www.sonymobile.com/developer](http://www.sonymobile.com/developer).

This White paper is published by:

Sony Mobile Communications Inc.,  
1-8-15 Konan, Minato-ku, Tokyo108-0075, Japan

[www.sonymobile.com](http://www.sonymobile.com)

© Sony Mobile Communications Inc., 2009-2016.  
All rights reserved. You are hereby granted a license to download and/or print a copy of this document.  
Any rights not expressly granted herein are reserved.

First released version (February 2015)

This document is published by Sony Mobile Communications Inc., without any warranty\*. Improvements and changes to this text necessitated by typographical errors, inaccuracies of current information or improvements to programs and/or equipment may be made by Sony Mobile Communications Inc. at any time and without notice. Such changes will, however, be incorporated into new editions of this document. Printed versions are to be regarded as temporary reference copies only.

\*All implied warranties, including without limitation the implied warranties of merchantability or fitness for a particular purpose, are excluded. In no event shall Sony or its licensors be liable for incidental or consequential damages of any nature, including but not limited to lost profits or commercial loss, arising out of the use of the information in this document.

# Table of contents

|   |          |
|---|----------|
| <b>Product overview .....</b>                           | <b>2</b> |
| Highlights .....  | 2        |
| Product specifications .....                            | 3        |
| Categorised feature list .....                          | 6        |
| <b>Technologies in detail .....</b>                     | <b>8</b> |
| Accessibility and Usability .....                       | 8        |
| Device-to-device communications (local) .....           | 9        |
| Bluetooth® wireless technology .....                    | 9        |
| DLNA Certified™ (Digital Living Network Alliance) ..... | 11       |
| Messaging .....   | 12       |
| MMS (Multimedia Messaging Service) .....                | 12       |
| Email .....   | 12       |
| Positioning – location based services .....             | 13       |
| Provisioning (OMA CP) .....                             | 13       |
| Multimedia (audio, image and video) .....               | 14       |
| Synchronisation (OMA DS, EAS, Google Sync™) .....       | 16       |
| Web browser .....                                       | 16       |
| Memory in Android™ devices .....                        | 17       |
| Trademarks and acknowledgements .....                   | 21       |

# Product overview

## Highlights

---

- Edge-to-edge curved display
- 13 MP main camera with Hybrid Autofocus
- 8 MP front camera for low-light selfies
- Up to 200 GB memory card and Octa-core processor
- Up to 2 days\* battery life

### Edge-to-edge curved display

Xperia™ XA has been designed with a new look and feel to truly harmonize with your life. Bringing together a stunning 5" full-width display, a smooth, curved form and a size that's not too big and not too small. It's just right.

### 13 MP main camera with Hybrid Autofocus

The Xperia™ XA features Hybrid Autofocus, which lets you capture action and movement in a bright blur-free shot. And thanks to the fast-launch button, the camera launches in no time. With wide focal coverage, you can touch anywhere on the screen, even the corners, and focus quickly on a subject.

### 8 MP front camera for low-light selfies

Now you can capture low-light shots with both cameras. Want to take a selfie at a party, or maybe capture the details of a beautiful cityscape at night? With the Xperia™ XA you get clear, sharp shots even in low light.

### Up to 200 GB memory card and Octa-core processor

Need extra space for all your photos, videos and music? The Xperia™ XA lets you add up to 200 GB extra memory with a microSD™ card. The Xperia™ XA runs on an advanced 64-bit Octa-core processor, so your smartphone is super fast and smooth, all while using less power.

### Up to 2 days\* battery life

Do more with up to 2 days\* of battery life. The Xperia™ XA brings you up to two days of battery power with a single charge.

*\* Battery life has been measured against Sony Mobile Communications AB's smartphone usage profile, defined in September 2014 to represent the typical smartphone user's active condition, including, but not limited to a range of different usage scenarios.*

## Product specifications

---

|                             |  |
|-----------------------------|--|
| <b>Operating system</b>     | Google™ Android™ 6.0 (Marshmallow)                               |
| <b>Processor</b>            | MediaTek MT6755 2.0 GHz + 1.0 GHz (Octa Core)                    |
| <b>GPU</b>                  | Mali-T860 MP2 700MHz   |
| <b>Size</b>                 | 143.6 x 66.8 x 7.9 mm  |
| <b>Weight</b>               | 137.4 g  |
| <b>Available colours</b>    | Graphite Black<br>White<br>Lime Gold<br>Rose Gold                |
| <b>SIM card</b>             | Nano SIM   |
| <b>Main screen</b>          |  |
| Colours                     | 16,777,216 colour TFT  |
| Resolution                  | HD (1280x720)  |
| Size (diagonal)             | 5.0 inches   |
| Scratch-resistant           | Yes – Front with minimum pencil hardness > 9H                    |
| <b>Input mechanisms</b>     |  |
| Text input                  | On-screen QWERTY keyboard, 12-key input, Handwriting recognition |
| Touch screen                | Capacitive   |
| Multi-touch capability      | Up to 4 fingers supported  |
| <b>Memory</b>               |  |
| RAM                         | 2 GB   |
| Flash memory                | Up to 16 GB*   |
| Internal Storage            | Up to 8.2 GB*  |
| Expansion slot              | microSD™ card, up to 200 GB                                      |
| Memory card speed class     | Class 10**   |
| Memory card UHS speed class | Class 1**  |
| <b>Main Camera</b>          |  |
| Camera resolution           | 13 MP  |
| Exmor                       | Yes – Exmor RS IMX-258   |
| Digital zoom                | 5x   |
| Video recording             | Yes  |

|                                    |  |
|------------------------------------|--|
| Hybrid Autofocus                   | Yes  |
| Auto Focus                         | Yes  |
| Photo Flash                        | Yes  |
| Minimum focus distance             | 100 mm   |
| <b>2nd Camera</b>                  |  |
| Camera resolution                  | 8 MP   |
| Exmor                              | Yes – Exmor R IMX-219  |
| Video recording                    | Yes – HD 1080p   |
| Auto Focus                         | Yes  |
| <b>Sensors</b>                     |  |
| Accelerometer                      | Yes  |
| Ambient light sensor               | Yes  |
| eCompass                           | Yes  |
| Hall sensor                        | Yes  |
| Proximity sensor                   | Yes  |
| <b>Mobile NFC Payment</b>          |  |
| MasterCard PayPass                 | Yes  |
| Visa payWave                       | Yes  |
| American Express Expresspay Mobile | Yes  |
| <b>Networks</b>                    |  |
| F3111                              | UMTS HSPA+ 850 (Band V), 900 (Band VIII), 1900 (Band II), 2100 (Band I) MHz<br>GSM GPRS/EDGE 850, 900, 1800, 1900 MHz<br>LTE (Bands 1, 2, 3, 5, 7, 8, 20)                        |
| F3113                              | UMTS HSPA+ 850 (Band V), 900 (Band VIII), 1700 (Band III), 1900 (Band II), 2100 (Band I) MHz<br>GSM GPRS/EDGE 850, 900, 1800, 1900 MHz<br>LTE (Bands 2, 4, 5, 7, 12, 13, 17, 28) |
| F3115                              | UMTS HSPA+ 850 (Band V), 900 (Band VIII), 1900 (Band II), 2100 (Band I) MHz<br>GSM GPRS/EDGE 850, 900, 1800, 1900 MHz<br>LTE (Bands 1, 3, 5, 7, 8, 28, 38, 39, 40, 41M)          |
| <b>Data transfer speeds</b>        |  |
| GPRS<br>(upload and download)      | Up to 85.6 kbps (download). Up to 85.6 kbps (upload).  |

|                             |   |
|-----------------------------|---|
| EDGE (upload and download)  | Up to 236.8 kbps (download). Up to 236.8 kbps (upload).   |
| HSUPA (upload)              | Cat. 6, up to 5.76 Mbps                                   |
| HSDPA (download)            | Cat. 24, up to 42.2 Mbps                                  |
| LTE (upload and download)   | Cat. 4, up to 50 Mbps (upload), up to 150 Mbps (download) |
| <b>Battery performance</b>  |   |
| <b>Talk time</b> (GSM)      | Up to 11 hours 18 min.***                                 |
| <b>Standby time</b> (GSM)   | Up to 560 hours***  |
| <b>Talk time</b> (UMTS)     | Up to 10 hours 7 min.***                                  |
| <b>Standby time</b> (UMTS)  | Up to 603 hours***  |
| <b>Standby time</b> (LTE)   | Up to 572 hours***  |
| <b>Music listening time</b> | Up to 55 hours 19 min.***                                 |
| <b>Video playback time</b>  | Up to 7 hours 21 min.***                                  |
| <b>Battery (Embedded)</b>   | 2300 mAh minimum  |

\* The Xperia™ XA has approximately 8.2 GB of free memory available to the user for downloaded applications and their data, music, pictures and movies. This device has up to 16 GB of flash memory in total. For more details about memory, see “Memory in Android™ devices” on page 17.







\*\* This device meets the minimum hardware requirements to support Class 10 / UHS Speed Class 1 Flash memory. Flash memory performance is dependent on the application and task being performed on the device. If you would like to know about your memory card, refer to the technical specifications that came with the card.

\*\*\* Values are according to GSM Association Battery Life Measurement Technique as performed in controlled laboratory conditions. Actual time may vary.

**NOTE:** Battery performance may vary depending on network conditions and configurations, and device usage.

**NOTE:** All performance metrics are measured under laboratory conditions.

## Categorised feature list

|   |   |   |
|---|---|---|
|  <p><b>Camera</b><br/>           Auto Focus<br/>           AR Effect<br/>           Creative Effect<br/>           Face in Picture<br/>           Geotagging<br/>           HDR for Photo/Video<br/>           Hybrid Autofocus<br/>           Image Stabiliser<br/>           Multi Camera<br/>           Quick Launch<br/>           Self-timer<br/>           Smile Shutter™<br/>           Sound Photo<br/>           Sticker Creator<br/>           Style Portrait<br/>           Sweep Panorama<br/>           Touch Capture<br/>           Touch Focus<br/>           Video Stabiliser<br/>           White Balance</p> |  <p><b>Music</b><br/>           Album Art<br/>           Bluetooth® stereo (aptX®, A2DP)<br/>           Clear Audio+<br/>           Clear Bass™<br/>           Clear Phase™<br/>           Dynamic Normaliser<br/>           Equalizer<br/>           Headset Optimisation<br/>           Music Application<br/>           TrackID™ music recognition*<br/>           VPT Surround Sound<br/>           What's New*<br/>           xLOUD™ Experience</p> |  <p><b>Internet</b><br/>           Google Chrome™*<br/>           Google Play™*<br/>           Google™ Search*<br/>           Google Voice™ Search*<br/>           Google Maps™ with Street view*<br/>           What's New*<br/>           Xperia™ Lounge</p>                   |
|  <p><b>Communication</b><br/>           Call List<br/>           Facebook™ Application*<br/>           Hangouts™*<br/>           Noise Suppression<br/>           Personal Equalisation<br/>           Voice Enhancement*<br/>           VoLTE*<br/>           Xperia™ News*</p>   |  <p><b>Messaging</b><br/>           Email<br/>           Gmail™*<br/>           Handwriting Recognition<br/>           Predictive text input</p>   |  <p><b>Design</b><br/>           Face Unlock<br/>           Gesture Input<br/>           Google Cast<br/>           On-screen QWERTY keyboard<br/>           Screenshot Capturing<br/>           Super-vivid mode<br/>           Voice Input<br/>           Live Wallpaper</p> |





**Entertainment**

Radio (FM radio with RDS\*)  
 Sony Entertainment Network\*  
 YouTube™\*



**Organiser**

Airplane Mode  
 Alarm/Clock/Stopwatch/Timer  
 Calculator  
 Contacts  
 Setup Wizard  
 Sketch



**Connectivity**

3.5 mm audio jack CTIA (4 pole)  
 aGPS\*  
 Bluetooth® 4.1 wireless technology  
 Cast  
 Device Connection  
 DLNA Certified®  
 Media Go™  
 Media Transfer Protocol support  
 Micro USB support  
 Microsoft® Exchange ActiveSync®  
 Miracast™ Screen Mirroring  
 NFC  
 USB Charging  
 USB Connection Mode  
 USB High speed 2.0 support  
 USB host support  
 Wi-Fi®  
 Wi-Fi® Hotspot functionality  
 Xperia™ Companion  
 Xperia Link™

\* This service is not available in all markets.

# Technologies in detail

The information presented in this section is a general overview of the technology incorporated into the product. However, hardware and software levels of compliance to standards and specifications vary between products and markets. For more information, contact Sony Mobile Developer World or the relevant Sony representative.

## Accessibility and Usability

---

|                          |     |
|--------------------------|-----|
| Talkback*                | Yes |
| Captions*                | Yes |
| Magnifications Gestures* | Yes |
| Large Text*              | Yes |
| High Contrast Text*      | Yes |
| Power button ends call*  | Yes |
| Auto-Rotation*           | Yes |
| Speak Passwords*         | Yes |
| Accessibility Shortcuts* | Yes |
| Text-to-speech output*   | Yes |
| Touch and hold delay*    | Yes |
| Color Inversion*         | Yes |
| Color Correction*        | Yes |

\* This feature is subject to change in future releases of Google™ Android™.

## Device-to-device communications (local)

---

### Bluetooth® wireless technology

|  |  |
|--|--|
| Bluetooth® profiles supported            | <p>Advanced Audio Distribution Profile v1.2<br/>         Audio/Video Remote Control Profile v1.3<br/>         Audio/Video Control Transport Protocol v1.4<br/>         Audio/Video Distribution Transport Protocol v1.2<br/>         Hands-Free Profile v1.6<br/>         Headset Profile v1.2<br/>         Device ID Profile v1.3<br/>         Object Push Profile v1.1<br/>         Generic Access Profile<br/>         General Audio/Video Distribution Profile v1.2<br/>         Generic Object Exchange Profile v1.0<br/>         Personal Area Networking Profile<br/>         Bluetooth Network Encapsulation Protocol<br/>         PhoneBook Access Profile v1.1<br/>         Message Access Profile v1.2<br/>         SIM Access Profile v1.1<br/>         Serial Port Profile v1.2<br/>         GATT Client<br/>         GATT Server<br/>         HID over GATT Profile v1.0<br/>         Human Interface Device Profile v1.1<br/>         Interoperability Test Specification<br/>         RFCOMM with TS 07.10<br/>         Bluetooth proprietary audio codec compression algorithms</p> |
| Core version and supported core features | Version 4.1  |
| Other supported features                 | aptX® CD quality audio streaming over a Bluetooth® connection  |
| Connectable devices                      | <p>Products that support at least one of the Bluetooth® profiles listed above.<br/>         Bluetooth® 4.1 accessories generally require installation of a supporting application.</p>   |

More information:

[www.sonymobile.com/developer](http://www.sonymobile.com/developer)

[www.bluetooth.com](http://www.bluetooth.com)

**Wi-Fi®**

|                     |   |
|---------------------|---|
| Supported standards | 802.11a/b/g/n<br>Wi-Fi Miracast<br>Wi-Fi Direct®<br>Wi-Fi Protected Setup   |
| Connectable devices | Wi-Fi® access points<br>Wi-Fi Direct compatible devices   |
| Frequency band      | 2.4 GHz / 5 GHz   |
| Data transfer rate  | Up to 150 Mbit/s  |
| Security            | Open Authentication<br>Shared Authentication<br>EAP-SIM<br>EAP-AKA<br>EAP-TLS<br>EAP-TTLS/MSCHAPv2<br>PEAPv0/EAP-MSCHAPv2<br>PEAPv1/EAP-GTC<br>WPA Personal and WPA2 Personal<br>WPA Enterprise and WPA2 Enterprise |
| Encryption          | WEP 64 bit, WEP 128 bit, TKIP and CCMP (AES)  |
| Power save          | WMM-UAPSD   |
| QoS                 | WMM   |

## DLNA Certified™ (Digital Living Network Alliance)

|                          |  |
|--------------------------|--|
| Supported Device Classes | <p><b>M-DMS – Mobile Digital Media Server</b><br/>Media Types: images, video and music<br/>Summary: The digital media server exposes the media files in your device to a Wi-Fi® network. The files can then be accessed from other DLNA Certified® clients.</p> <p><b>M-DMP – Mobile Digital Media Player</b><br/>Media Types: image, video, and music<br/>Summary: Play content stored on another device, for example, a server or a PC, directly on your device.</p> <p><b>M-DMC – Mobile Digital Media Controller</b><br/>Media Types: image, video and music<br/>Summary: Digital Media Controllers find content offered by a DMS or M-DMS and match it to the rendering capabilities of a DMR — setting up the connections between the DMS and DMR.</p> <p><b>+PU+</b><br/>Media Types: image, video and music<br/>Summary: Play media in your device on another device, such as a TV or a PC using 2 box push technology. +PU+ is integrated in the Album, Movies and Music applications.</p> <p><b>+DN+</b><br/>Media Types: image, video and music<br/>Summary: Download content stored on another device, for example, a server or a PC, and play the downloaded content directly on your device.</p> <p><b>+UDO+</b><br/>Media Types: image, video and music<br/>Summary: The digital media server also has the capability to get uploaded files from other DLNA Certified® clients.</p> |
| Supported Bearers        | Wi-Fi®<br>Wi-Fi Direct®  |
| DRM Support              | The DLNA Certified™ implementation does not support DRM-protected content.   |

## Messaging

---

### MMS (Multimedia Messaging Service)

According to OMA Multimedia Messaging Service v1.0 + SMIL

### Email

|                  |  |
|------------------|--|
| Bearer type (IP) | GPRS, EGPRS, UMTS, LTE, Wi-Fi®   |
| Character sets   | BIG5 Traditional Chinese<br>GB2312 Simplified Chinese<br>GB18030<br>ISO-2022-JP Japanese<br>ISO-8859-1<br>ISO-8859-2 Eastern Europe<br>ISO-8859-5 Cyrillic<br>ISO-8859-7 Greek<br>ISO-8859-9 Turkish<br>ISO 8859-11<br>KOI8-R Cyrillic<br>Shift_JIS Japanese<br>USASCII<br>UTF-16<br>UTF-8<br>Windows® 874<br>Windows® 1251 Cyrillic<br>Windows® 1252<br>Windows® 1254 Turkish<br>Windows® 1258 Vietnamese |
| Protocols        | POP3 and IMAP4   |
| Push email       | Microsoft® Exchange ActiveSync® (EAS)  |
| Secure email     | SSL/TLS, both port methods (POPS/IMAPS) and START-TLS  |
| HTML mail        | Yes (read only)  |

#### More information:

[www.sonymobile.com/developer](http://www.sonymobile.com/developer)

[www.openmobilealliance.org](http://www.openmobilealliance.org)

## Positioning – location based services

---

Supported standards:

- OMA Secure User Plane Location (SUPL) v1.0, v2.0
- 3GPP™ Control Plane location (incl. Emergency location)

Supported satellite systems:

- GPS

**NOTE:** When needed, the device automatically uses a combination of all available satellite systems to accurately provide location information.

## Provisioning (OMA CP)

---

OMA CP version 1.1

## Multimedia (audio, image and video)

| <b>Audio Playback</b>  | <b>Decoder format</b>   | <b>Supported in file format</b>     |
|------------------------|---|-------------------------------------|
|                        | Audio decoding MPEG-1/2/2.5, audio layer 3  | MP3 (.mp3)                          |
|                        | AAC, AAC+, eAAC+  | 3GPP (.3gp), MP4 (.mp4)             |
|                        | AMR-NB, AMR-WB  | 3GPP (.3gp), MP4 (.mp4)             |
|                        | General MIDI (GM)   | SMF (.mid)                          |
|                        | Linear PCM 16 bit   | WAV (.wav)                          |
|                        | OTA   | OTA (.ota)                          |
|                        | FLAC  | FLAC (.flac)                        |
|                        | WMA   | ASF (.wma)                          |
| <b>Audio Recording</b> | <b>Encoder format</b>   | <b>Supported in file format</b>     |
|                        | AMR-NB, AMR-WB  | 3GPP (.3gp), MP4 (.mp4), AMR (.amr) |
|                        | AAC-LC<br>Channels: Mono/Stereo<br>Sampling rate: Max 48kHz<br>Bit rate: Up to 160kbps        | 3GPP (.3gp), MP4 (.mp4)             |
|                        | AMR-NB<br>Channels: Mono<br>Sampling rate: 8kHz<br>Bit rate: All rates (4.75kbps - 12.2kbps)  |                                     |
|                        | AMR-WB<br>Channels: Mono<br>Sampling rate: 16kHz<br>Bit rate: All rates (8.8kbps - 23.85kbps) |                                     |
|                        | Linear PCM 16 bit   | WAV (.wav)                          |
| <b>Image Playback</b>  | <b>Decoder format</b>   | <b>Supported in file format</b>     |
|                        | 1, 4, 8, 16, 24 and 32 bpp and RLE encoded formats  | BMP (.bmp)                          |
|                        | Single and multi-frame, bitmap mask support (GIF87a format and GIF89a format)                 | GIF (.gif)                          |
|                        | Joint Photographic Experts Group  | JPEG (.jpg, .jpeg)                  |
|                        | Portable Network Graphics Bitmap mask support   | PNG (.png)                          |
|                        | WebP  | WebP (.webp)                        |



|                              |   |  |
|------------------------------|---|--|
| <b>Image Capture</b>         | <b>Encoder format</b>                         | <b>Supported in file format</b>  |
|                              | Joint Photographic Experts Group              | JPEG (.jpg)  |
|                              | Portable Network Graphics Bitmap mask support | PNG (.png)   |
| <b>Video Playback</b>        | <b>Decoder format</b>                         | <b>Supported in file format</b>  |
|                              | MPEG-4 Visual Simple Profile                  | 3GPP (.3gp), MP4 (.mp4)  |
|                              | H.263 Profile 0                               | 3GPP (.3gp), MP4 (.mp4)  |
|                              | H.264 High Profile                            | 3GPP (.3gp), MP4 (.mp4)  |
|                              | VP8   | VP8 (.webm)  |
|                              | VP9   | VP9 (.webm)  |
|                              | DivX  | AVI (.divx)  |
| <b>Video Recording</b>       | <b>Encoder format</b>                         | <b>Supported in file format</b>  |
|                              | MPEG-4 Main Profile                           | 3GPP (.3gp), MP4 (.mp4)  |
|                              | H.263 Profile 0                               | 3GPP (.3gp), MP4 (.mp4)  |
|                              | H.264 High Profile                            | 3GPP (.3gp), MP4 (.mp4)  |
| <b>Audio/Video Streaming</b> | Streaming transport                           | RTSP according to 3GPPTM<br>HTTP(S) progressive streaming<br>HTTP Live streaming |

## Synchronisation (OMA DS, EAS, Google Sync™)

---

OMA Data Synchronisation protocol versions 1.1.2 and 1.2

OMA Data Formats: vCard 2.1, vCalendar 1.0

Microsoft® Exchange ActiveSync® protocol version 2.5

Microsoft® Exchange ActiveSync® protocol version 12

Microsoft® Exchange ActiveSync® protocol version 12.1

Microsoft® Exchange ActiveSync® protocol version 14

Microsoft® Exchange ActiveSync® protocol version 14.1

Google Sync™

Related information:

[www.sonymobile.com/developer](http://www.sonymobile.com/developer)

## Web browser

---

Google Chrome™ for Android™ is pre-installed in markets/regions where no restrictions apply.

Related information:

<https://play.google.com/store/apps/details?id=com.android.chrome>

# Memory in Android™ devices

---

To use Android devices efficiently, users should be aware of the different types of device memory. This knowledge is important in order to understand, for example, where data such as music, photos and videos is saved; how many apps can be downloaded from Google Play™; and how photos can be copied to a PC.

Information regarding memory presented in this section may be useful to developers when optimising applications for mobile devices.

Generally, all Android devices share the same basic memory setup. What differs is how much memory is available to you via the different types of memory, and whether your device uses an external SD card or an internal memory chip. Any information specific to the particular device model described in this White Paper is noted as such.

## Types of memory

The types of memory described and numbered below are consistent with the terminology used in Sony mobile device menus and in other content relating to 2015 Xperia™ devices:

1. **Dynamic Memory** (also known as RAM) is used by applications that run when the device is turned on. The amount of Dynamic Memory influences how many applications and operating system services can run at the same time. The Android operating system automatically closes applications and services that are not being used.

However, such automatic functionality has limits. For example, if a lower amount of free RAM is available to applications after a new release of the operating system (due to increased capabilities in the system), device speed will eventually be impacted. This is the main reason that a device cannot be indefinitely upgraded to newer releases of Android™.

If you experience problems with RAM, for example, if the device runs slower than usual or if the Home application restarts frequently when you leave an application, you should minimise the use of apps that run all the time. Social networking apps that connect and update their data online and animated backgrounds are examples of apps that are always running and affect RAM performance. To minimise RAM issues, you could also consider using a static wallpaper instead of a live wallpaper.

To see which apps and services are currently active, go to **Settings > Memory**. You should have at least 50 MB, and ideally 100 MB or more, of free RAM to avoid slowdowns and application restarts.

You should also be aware that if you update the device to a later Android release, the load on the built-in Dynamic Memory will increase due to the addition of more features. As a result, the device may run slower after an update.

The Xperia™ XA has approximately 2 GB of RAM available to the Android OS and any installed applications. Approximate 1.2 GB of the total RAM is in use during normal operation when the user starts using the device out of the box.

2. **System Memory** (also known as “System partition” or “/system”) is used for the Android OS and for most applications that are pre-loaded from the factory. This type of memory is normally locked, and can only be changed through a firmware upgrade. There is usually some free space available in this section of memory. However, since it is locked, you cannot save apps, photos or any other content to this memory. System Memory is reserved for future firmware upgrades, which almost always need more memory than the original firmware. You cannot see or influence the use of this memory.

**3. Internal Storage is referred to as "working" memory.** It can be compared to the C: drive on a PC or to the startup disk on a Mac.

This type of memory is used to store all application downloaded from the Google Play™ Store (and other sources) as well as their settings and data (such as emails, messages and calendar events, for example). All applications have an allocated area for application data. Memory dedicated to an application is inaccessible to other applications.

Some game applications also store content such as game music and game level information outside their own designated area. In most cases, an application can choose to save its data in a location of its own choosing (outside the protected application settings area). Generally, such content is not deleted when an application is uninstalled; it must be removed manually by connecting the device to a computer with a USB cable, or by using a file manager application.

Internal storage is also used for all added user content. For example, photos taken using the device's camera, media files downloaded from the Internet and file transfers are stored in this area. Typical user content includes:

- photos
- movies
- music
- Email attachments

Internal Storage will tend to fill up as a result of normal usage. Devices with a large initial Internal Storage can handle more applications and store more user content.

If the Internal Storage starts to get full, the device slows down, and in some cases it might no longer be possible to install more apps. You should always ensure that you have at least 100 MB of free Internal Storage. If not, you should consider removing some apps that you seldom use, or move content that you do not frequently access to external storage.

You can see approximately how much Internal Storage is free in **Settings > Storage & USB**. You can also view more details about how much memory is used by applications under **Settings > Apps**. In the Xperia™ XA, about 10 GB of Internal Storage is available out of the box.

Please note that in Sony Mobile 2015 products, "Internal Storage" is now the combination of what was previously known as "Device Memory" or "Phone Memory" (for applications and their data – also previously known as "/data") and "Internal Storage" (for user's content – also previously known as "/sdcard"). The changes in Internal Storage were made so that memory usage could be more flexible and to allow encryption of user content.

### **Memory card slot**

Some products include both a large internal memory and a built-in memory card reader. Android manages devices with a built-in memory card reader and internal memory differently from a device that includes only a built-in memory card reader.

Since most applications expect only a single location for storage, such applications will not generally allow you to SAVE anything to the memory card (i.e., they do not offer the option to choose a storage location). However, some applications (for instance, the Sony Mobile "Camera" application) may actually allow you to do so. Other applications, for example, backup applications such as the Sony Mobile "Memory" application, will by definition be configured to copy content from the Internal Storage to the external SD card.

On the other hand, when it comes to reading from an external SD Card, you will be able to access content (for example, videos, photos and music) on a memory card inserted in this slot without any special consideration since the Android system searches all available memory for content. Therefore, such products may be regarded as supporting a fourth type of memory, called “External Card” or “SD Card”.

4. **SD Card** (known as “/sdcard1” from a programmer’s point of view, or by other names in other Android products) is the name for the removable SD memory card in all 2015 Sony Mobile products. As described in the previous section, this External Card memory is generally more limited in that any application can read from it, but many applications cannot save to this card. Only a few applications, including backup applications and file manger applications, have the capability to save to this card.

### **Backing up data to different memory types**

Generally, you should not save photos, videos and other personal content solely on the internal memory of a device. If something should happen with the hardware, or if the device is lost or stolen, the data stored on the device’s internal memory is gone forever.

In a device where an SD card reader is the main memory, it is relatively easy to take the card out and copy all content to a PC or Mac, or to an entertainment device with a memory card slot. In a product featuring Internal Storage as the main memory, it is not possible to physically remove the memory. Instead, any critical or high-value content must either be copied to an external SD card by a special backup application, transferred to remote storage over a network (mobile or Wi-Fi), or to a computer via a USB cable.

To facilitate the transfer of data via a cable, the Xperia™ XA supports Media Transfer Protocol (MTP), which makes it possible to easily transfer content back and forth between your device and a Windows® PC or an Apple™ Mac® computer. This application is called Xperia™ Companion and it can be downloaded from the Xperia™ XA support page.

Note that you do not need to back up or make a copy of applications that you have downloaded from the Google Play™ Store. They can normally be downloaded again after you have set up your Google account to work in a new device (or in a device where the memory has been completely erased).

#### **Note 1:**

Some Android devices, including Sony Mobile devices from 2012 and Sony Ericsson devices from 2011 and earlier, do not use a single “Internal Storage” for both applications (and their data) and user content. Instead, these devices use either an external SD card for user content, or a corresponding area of internal memory to reproduce the functionality of an SD card. In such devices, there is a fixed limit between the application area (“/data”) and the user content area (“/sdcard”), with the result that user content can build up and reach this limit. When the user content reaches this limit, no additional data can be added using any application. For example, the camera application would no longer be able to capture additional photos even if a considerable amount of free space was available in the application area. This limit also applies to the application area. Downloading and installing new applications would not be possible even if there was enough free memory in the user content area.

#### **Note 2:**

Some devices with integrated storage have abandoned the distinction between the application area and the content area when it comes to a Factory Data Reset. As a result, there is no option in such devices to perform a Factory Data Reset and preserve content. In such devices, all content is completely deleted from the device when a reset is performed.

In contrast, Sony Mobile’s memory integration solution makes it possible to preserve user content in this situation. Therefore, when performing a Factory Data Reset, the default action will still be to only remove applications and their data, and an option box must be checked if all content is to be removed as well (as might be desirable when selling the device second-hand).

**Note 3:**

For a developer, it is important to note that from a programming point of view the location names used to refer to the different memory areas described in Note 1 are still valid, i.e., the area used for applications (“/data”) is still present, as is the area used for content (“/sdcard”).

In reality, “sdcard” is a “symbolic link” to “/data/media”. However, from inside an Android application, “/sdcard” can still be used. For example, you can use “sdcard/DCIM/100Android” to find all camera images. The continued use of “/sdcard” to access the content area ensures compatibility across different products and Android releases in this regard.

## Trademarks and acknowledgements

---

All product and company names mentioned herein are the trademarks or registered trademarks of their respective owners. Any rights not expressly granted herein are reserved. All other trademarks are property of their respective owners.

Visit [www.sonymobile.com](http://www.sonymobile.com) for more information.